


Yr 7 Revision Guide



Are exams important?

Yes, because they show us what you can do without any teacher help. However, they are not so important that we want you to worry about them! They are a chance for you to show us how wonderful you are and for you to gain experience of revision, and what it is like to work under exam conditions.

How should we get ready for them?

You should listen to your teachers who will tell you exactly what to do. If you are not sure ... ASK!

Will I have to do loads of extra work?

Definitely NOT! You will get the chance to do most of your revision in class and in your normal prep time. As a Year 7 pupil, you will need to start doing some independent revision too!

So it's really about doing as well as I can and showing off my skills and what I know?

You've got it!



Yr 7 English Revision Guide

There are two exam papers for English.

Paper One will test your **comprehension** skills and **Paper Two** your **creative/descriptive** writing skills primarily.

Handwriting, spelling, grammar & punctuation will all be assessed within these disciplines.

Your English teacher will have prepared you for your exams during your English lessons.

During the run-up to the end of term exams the English teaching staff recommend the following guidelines:

- Read as much as possible. Fiction novels are constantly giving you ideas for your own story writing and a wide range of exciting vocabulary.
- Always do your English homework to a high standard.
- Learn your spellings carefully – work out the strategy that suits you best. Be prepared to ask for tricky spellings in all your subjects – not just English.
- Practise your handwriting in all your written English subjects – use the pen that makes your handwriting look the neatest it can.
- Use the ‘Foremarke House-style’ guidelines to set out your title, name and date in the correct way in all subjects that require you to do so. Aim to make your work look good in all subjects.
- Proofread your work carefully once it’s finished, checking obvious spellings, capital letters and basic punctuation – it will save and gain you those important extra marks.
- **Make sure that you have a highlighter pen for the exam.**



Yr 7 Maths Revision Guide



For the exams, you will sit **two** papers of 60 minutes each as well as a mental arithmetic test consisting of 20 questions. The papers will contain a mixture of Level 2 and Level 1 CE questions. For one paper you will be allowed to use a calculator.

In the weeks before the exams, your teacher will give you some practice questions to have a look at. To prepare for the exams, you should look at the checklist below and make sure you know how to do these things. Not all of them will be in the test papers, but it is a good idea to know them all anyway:

- ☐ Calculations involving whole numbers and decimals (addition, subtraction, multiplication and division) including word problems and long multiplication
- ☐ BIDMAS
- ☐ Identifying and using multiples, factors, prime numbers and square numbers, including using a factor tree to find prime factors
- ☐ Calculations with positive and negative numbers including temperature
- ☐ Fractions, including writing equivalent fractions, finding fractions of amounts, and addition and subtraction of fractions
- ☐ Converting decimals to fractions, and ordering of decimals
- ☐ Writing a percentage as a fraction in its simplest form, and finding percentage of a quantity
- ☐ Metric conversions using a conversion graph
- ☐ Drawing a frequency tally chart, bar graph and pie chart
- ☐ Algebra Substitution (including negative numbers)
- ☐ Algebra Simplification
- ☐ Solving simple equations involving 2 steps
- ☐ Describing the probability of an event
- ☐ Plotting co-ordinates in 4 quadrants and performing reflections, rotations and translations
- ☐ Recognising acute and obtuse angles and calculating angles on a straight line, in parallel lines, at a point, and in triangles
- ☐ Finding the next terms in a sequence involving numbers or patterns

The best way to revise these topics is to have a look back through your workbook to find the topics and some sample questions. You can also go onto www.mymaths.co.uk and do the practice lessons there. Revision guides for these topics are available in most bookshops – please refer to the letter sent home about the CGP 13+ study guide.

Make sure you have your calculator, ruler and protractor (preferably 360°) for the exams!

If you have any questions, just ask your Maths teacher.

Yr 7 Science Revision Guide



Here is the list of topics that we have covered in Year 7. You will receive a revision booklet containing summaries of the topics we have covered this year. You will also receive revision questions to help you focus on key points. You already have detailed learning lists in your books for each of the topics. These should be used as part of your revision. You also have a CGP Study Book that you were given at the beginning of Year 7. There will be three separate papers for Biology, Chemistry and Physics. The format will be similar to end of topic tests; a multiple choice section followed by longer questions. Each paper will be 40 minutes long. Calculators and protractors may be required.

Biology

- Cells
- Reproduction
- Healthy living
- Variation and Classification

Chemistry

- Acids and Alkalis
- World of Matter
- Mixtures
- Atoms, Elements, Compounds and Mixtures



Physics



- Light and Sound
- Space Physics
- Energy



Yr 7 French Revision Guide



<p>Listening (Aural) Exam: (25 marks)</p>	<p>Listen to a CD and answer questions in English. This exam will take place in class in the week <i>before</i> the school exams start.</p> 
<p>Speaking (Oral) Exam: (25 marks)</p> 	<ol style="list-style-type: none"> Before the exam you will need to prepare a 'speech' (45 seconds long) about any of the following: <ul style="list-style-type: none"> • Myself and my family • My home and daily routine • School • Free time activities/ last weekend <p>Your teacher will guide you with this</p> <p><i>You may take picture prompts into the exam – no words!</i> (10 marks)</p> You will be asked 2 or 3 questions about the speech (5 marks) For 10 minutes before the exam starts you will prepare a 'Role-Play' about one of the following: <ul style="list-style-type: none"> • Illness • Ordering food in a café • Town and directions <p>A Role-Play is a conversation you will have with your teacher. You are given the English phrases and have to express these in French. (10 marks)</p> <p>This exam will take place during lessons in the week <i>before</i> the school exams start.</p> <p>Preparation time: 10 minutes. Exam time 5-10 minutes</p>

<p>Reading Exam: (25 marks)</p> 	<p>You will need to match pictures and phrases, label pictures, fill in gaps, answer true/false questions, put phrases in order. The following topics will be covered:</p> <ul style="list-style-type: none"> • Information about you • My home/bedroom • Hobbies/free time activities • Clothing • Time • Town: shops and cafés • School • Likes, dislikes, hobbies and interests • School • House and home • Weather • Your family • Food and eating out • Towns and directions
<p>Writing Exam: (25 marks)</p> 	<p>You will have to write about <u>the topics which you have covered this year</u>; House, daily routine, pocket money, clothes, free-time, last weekend (if you have done the past tense) The Reading and Writing papers take place during exam week. They each take approx 30 minutes.</p>
<p>Revision:</p>	<ol style="list-style-type: none"> 1. You will need to have your prepared speech 2. You will need vocabulary to cover the above topics Your Clic en Solo books (1 and 2 if you have one) are vital to your revision. Make sure you take them home.

Bonne Chance!! 😊

Yr 7 Geography Revision Guide



Use your exercise books, revision sheets, oddizzi.com and mapzone to revise the following topics for your summer exam:

Ordnance Survey

- 4 and 6 figure grid references
- Direction
- Distance measurement
- Contour heights

Global Location

- Global capital cities, rivers, mountains, oceans and continents!

Tectonic Processes

- Explain why volcanoes and earthquakes happen along plate boundaries.
- Diagram to show what happens when plates move together: Destructive plate boundary.
- Why do some earthquakes / volcanoes more damage than others?
- Why do people continue to live in places where natural hazards occur?
- A case study, for example: Mt. Merapi / The Icelandic Volcano!

Weather and Climate

- Definitions of weather and climate.
- Variations in climate across the UK: Latitude, Altitude, Prevailing Winds (Gulf Stream), Sea.
- Water cycle.
- Rainfall types: Relief, Frontal and Convectional rain.
- Microclimates: Aspect, Surfaces, Physical Features, Shelter and Buildings.

Rivers and Coasts

- River Processes: Erosion, transportation and deposition.
- River features / landforms: V shaped valley, waterfalls / gorges, meanders / oxbow lakes.
- Coastal erosion: types of erosion, waves, landforms.
- Coastal Management: how do humans protect and use coasts.

Please use the revision notes that have been distributed in class.

If you have any questions please do not worry and contact Mr Hobson or Miss Dutton at ahobson@foremarke.org.uk / sdutton@foremarke.org.uk

Yr 7 History Revision Guide



- A source analysis exercise on Slavery (20 marks) and one essay (30 Marks)

YOU CANNOT WRITE AN ESSAY ON SLAVERY!

Revise one topic from the list below from which you will choose to write an essay on.

1. The Industrial Revolution.
2. Agricultural Revolution
3. Transport

In Year 7 the examination will last for 75 minutes

It is our hope that (unless you have missed lessons) you will not be surprised by anything that you find in front of you when you sit the examination.

How should I prepare/revise? Each child is an individual with their own unique learning style. Where possible your examination preparation should reflect the way you learn most successfully.

If you have any other questions about this examination, please do not hesitate to contact me: kcoombs@foremarke.org.uk.

Yr 7 RS Revision Guide



In preparation for the end of year examination, you will need to revise the following topics:

The Creation Accounts (Genesis 1 & 2)

God Calls Moses

The Exodus and Passover

The Ten Commandments

David, Bathsheba and the prophet Nathan

Solomon

You will also need to revise the following from your *Jewish Experience* textbook:

At the Synagogue (pages 18 to 20)

Orthodox and Reformed Jews (pages 21 to 22)

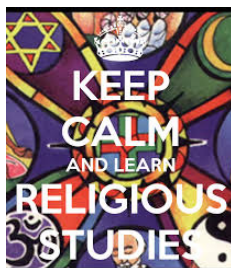
Jewish Family Life (pages 23 to 27)

Shabbat (pages 28 to 30)


Life Cycle: Marriage and Death (pages 34 to 36)

Festivals: The Seasonal Cycle (pages 39 to 43)

Please make use of the (more detailed) revision guide which you have been issued with.



Yr 7 Classics Revision Guide



Latin - 7/1

You will need to revise everything you have covered so far - that is, all the vocabulary and grammar from Book 1.

Please, please, please look at all the tables of verbs, nouns and prepositions which you have been given.

You will also need to bear in mind the following advice:

Vocabularies: Revise all vocabularies in Book I.
In revising your vocabulary please ensure that you know the **Principal Parts** of the verbs, and the **Declensions** of the nouns.

Verbs: Tense endings! I, You (sg.), He/She/It, We, You (pl.), They.

Nouns: Revise all your model nouns - see the tables in your books.
The Genitive will tell you how to 'decline' the noun, whether like *mēnsa, annus, bellum, puer, magister, rēx, opus, cīvis*, etc..

Prepositions: Revise all the prepositions on the sheet you have been given, their meanings and the cases they govern. ('Govern' means that the nouns to which the prepositions refer go into a particular case - either the Accusative case or the Ablative case.)

Be careful of **in**. This preposition 'governs' two cases, depending on how you want to translate it:

<i>in</i> + Accusative	= <u>into</u> , <u>on to</u> (note 'on to' are two words)
<i>in</i> + Ablative	= <u>in</u> , <u>on</u>

So,	<i>in villam</i>	= <u>into</u> the villa (villa = country house)
but	<i>in villā</i>	= <u>in</u> the villa

Please remember the 'Five Golden Rules of Translation':

1. Read the sentence very carefully.
2. Look at the verb - this will tell you who is doing what and when they are doing it.
3. Look for a noun in the Nominative case - whether singular or plural (depending on whether the verb is singular or plural).
4. Look for a noun in the Accusative case - it could be either singular or plural.
5. Read your translation very carefully and see if it makes sense!

Classical Studies 7/2a, 7/2b and 7/2c

You will need your copy of the text book, *Greeks and Romans*, and a copy of the Classical Studies programme/syllabus. Your exercise book may also contain useful revision material. You also have been given Revision Notes: please, read them.

The examination paper lasts one hour. You will be asked to answer three questions out of ten - twenty minutes per question - from the following topics:

The City of Rome

Greek Mythology

Remember: You are to answer **only three** of these ten questions.

Please note that each question has two parts:

part (i) which examines what you know about the topic, (8 marks);

and

part (ii) which asks you for a **brief** comment - your own opinion - on a matter related to the topic (2 marks).

You ought to spend 15 minutes on part (i) and 5 minutes on part (ii).

Please, study the sample questions you have been given - on Greek Mythology and on The City of Rome.

The questions in the text book, *Greeks and Romans*, are based on the Common Entrance questions and will give you an idea of the type of questions asked.

Finally, do choose the questions on topics you have both studied and revised!

How to answer a Classical Studies question - five points

1. Read the appropriate section of the textbook.
2. Make some notes on what you read - not too many, but just enough to introduce a paragraph.
3. Plan your answer - the order in which to mention things, paragraphs.
4. Write your answer - in full sentences.
5. Check your answer - by doing this you may well avoid silly mistakes.

For example, this is how you might prepare an answer to the question:
'Tell the story of how the Golden Apple led to the Trojan War.'

No.3 - **plan your answer**

W edding	Peleus and Thetis
E ris	not invited
G olden Apple	for the fairest
G oddesses	Hera, Athene, Aphrodite
P aris	bribery and judgement
H elen	Menelaus of Sparta and the pact
A gamemnon	and the Greek expedition
T rojan War	10 year siege

..... or **WEGGPHAT**

NB (*nota bene* = *Note well*)

If you run out of time, you could use bullet points to mention the important events.

Yr 7 Revision Guide for Mums and Dads



Exam times are NOT times when we want you or your children to get upset or worried. We feel we have a very good idea of how they should do and together, your job and ours, is to get them to do as well as they can so that they feel pleased with their efforts and results.

How do we do this together?

The first thing is to ensure they are HAPPY!

For us, this means making sure they know **what** to revise and **how** to revise.

For you, this may well mean not getting anxious yourselves! It can be a difficult time for parents but children are wonderful at doing their best and we can never ask for more than that. So, giving them a chocolate biscuit and a drink when they get in and not pushing them into hours of revision are important steps in the right direction. If the children feel comfortable that 'all is well', they often perform brilliantly – just what we want.

Much of the revision for the topics for exams will be covered in class and the normal prep time. As a Year 7 pupil, they will now need to start to supplement this with some independent revision, but this should be kept to sensible timings.

The children, as you can see from the timetable, will take a full set of exams in the academic subjects.

How does Year 7 differ from other exams?

The children are likely to begin to see Common Entrance-**style** exams. Although the content may be at a less advanced level than CE, it is important that the children begin to tackle work in such a way that gives them confidence as they look towards the challenges of Year 8.

For us as teachers, we can begin to bring the ideas of the last year into line with the demands of CE and so be even better informed about your children.

If anything is unclear, please do ask the Form tutor, Mr Clarkson (Head of Year 7) or Miss Bushby (Assistant Head - Academic). All are easily contacted via school.

Yr 7 Exam Timetable



Time	Friday 8th June 2018
13.10 - 14.10	LUNCH
14.10 - 14.20	Registration in Sports Hall
14.20 - 15.20	ENGLISH 1
	50 mins + 10 mins
To 16.00	Revision/Reading

Time	Monday 11th June 2018
08.25 - 08.35	Registration in Tutor Groups
08.45 - 10.00	GEOGRAPHY
	(60 mins + 15 mins)
10.00 - 10.20	Biology Revision
10.20 - 10.50	BREAK
10.55 - 12.10	FRENCH
	(60 minutes + 15 minutes)
12.20 - 13.10	BIOLOGY
	(40 minutes + 10 minutes)
13.10 - 14.10	LUNCH
14.10 - 14.20	Registration in Sports Hall
14.20 - 15.55	HISTORY
	(75 mins + 18 minutes)

Time	Tuesday 12th June 2018
08.25 - 08.35	Registration in Tutor Groups
08.45 - 09.40	ENGLISH 2
	(45 minutes + 10 minutes)
9.40 - 10.20	RS/Chemistry Revision
	(40 minutes)
10.20 - 10.50	BREAK
10.55 - 11.55	RS
	(45 minutes + 15 minutes)
12.05 - 12.55	CHEMISTRY
	(40 minutes + 10 minutes)
13.10 - 14.10	LUNCH
14.10 - 14.20	Registration in Sports Hall
14.20 - 15.35	MATHS 1
	(60 minutes + 15 minutes)
15.40 - 16.00	Physics Revision

Time	Wednesday 13th June 2018
08.25 - 08.35	Registration in Tutor Groups
08.45 - 10.00	MATHS 2
	(60 minutes + 15 minutes)
10.05 - 10.20	Latin/Physics Revision
10.20 - 10.50	BREAK
10.55 - 11.45	PHYSICS
	(40 minutes + 10 minutes)
11.55 - 13.10	LATIN / CLASSICAL STUDIES
	(60 minutes + 15 minutes)

** Maths Mental Arithmetic exam will take place during normal lesson time on Saturday 9th June.

** French Speaking exams will take place during lesson times in Week 7.