

7PS Revision Guide



Are exams important?

Yes, because they show us what you can do without any teacher help. However, they are not so important that we want you to worry about them! They are a chance for you to show us how wonderful you are and for you to gain experience of revision, and what it is like to work under exam conditions.

How should we get ready for them?


You should listen to your teachers who will tell you exactly what to do. If you are not sure ... ASK!

Will I have to do loads of extra work?

Definitely NOT! You will get the chance to do most of your revision in class and in your normal prep time. As a Year 7 pupil, you will need to start doing some independent revision too!

So it's really about doing as well as I can and showing off my skills and what I know?

You've got it!



7PS English Revision Guide

There are two exam papers for English.

Paper One will test your **comprehension** skills and **Paper Two** your **creative/descriptive** writing skills.

Handwriting, spelling, grammar & punctuation will all be assessed within these disciplines.

Your English teacher will have prepared you for your exams during your English lessons.

During the run-up to the end of term exams the English teaching staff recommend the following guidelines:

- Read the *Examining the Writer's Craft* booklet and make sure you know the literary devices that writers use.
- Read as much as possible. Fiction novels are constantly giving you ideas for your own story writing and a wide range of exciting vocabulary.
- Always do your English homework to a high standard.
- Learn your spellings carefully – work out the strategy that suits you best. Be prepared to ask for tricky spellings in all your subjects – not just English.
- Practise your handwriting in all your written English subjects – use the pen that makes your handwriting look the neatest it can.
- Use the 'Foremarke House-style' guidelines to set out your title, name and date in the correct way in all subjects that require you to do so. Aim to make your work look good in all subjects.
- Proofread your work carefully once it's finished, checking obvious spellings, capital letters and basic punctuation – it will save and gain you those important extra marks.
- **Make sure that you have a highlighter pen for the exam.**



7PS Maths Revision Guide



For the exams, you will sit **two** papers of approx 60 minutes each as well as a mental arithmetic test consisting of 20 questions. For one of the written papers you will be allowed to use a calculator. The papers will be full CE Level 3 papers, and as such you will find them quite challenging. Questions will be taken from all of the topics you have done this year, and in particular they will test your ability to use and apply your skills in unusual ways.

Your teacher will have given you a practice paper to have a look at in the weeks before the assessments. This will show you what the questions look like. To prepare for the exams, you should look at the checklist below and make sure you know how to do these things:

- Calculations involving whole numbers and decimals (including BIDMAS)
- Using multiples, factors, prime numbers, square numbers, square roots, cube numbers, including using a factor tree to find prime factors (and HCF / LCM)
- Calculations with positive and negative numbers including temperature
- Fractions (equivalent fractions, finding fractions of amounts, calculations)
- Writing a percentage as a fraction in its simplest form, finding percentage of a quantity, percentage increase and decrease, and profit
- Solving problems using ratio and proportion
- Estimating and rounding (decimal places and significant figures)
- Metric conversions including using a conversion graph
- Drawing a frequency tally chart, bar graph, pie chart, or line graph
- Finding the Mean, Median, Mode and Range from a set of data
- Substitution into a formula or algebraic expression (including negative numbers)
- Simplifying algebraic expressions and factorising
- Describing the probability of an event
- Transformations (reflection, rotation, translation, enlargement)
- Angle Chasing
- Constructing triangles and other shapes
- Calculating the area and circumference of circles and sectors
- Finding the next terms in a sequence or pattern including using nth term

The best way to revise these topics is to have a look back through your notebook to find the topics and some sample questions. You can also use www.mymaths.co.uk and do the practice lessons there. Revision guides for these topics are available in most bookshops – please refer to the letter sent home about the CGP 13+ study guide.

Make sure you have your calculator, ruler and protractor (preferably 360°) for the exams!

If you have any questions, just ask your teacher.

7PS Science Revision Guide



Here is the list of topics that we have covered in Year 7. You will be given a revision booklet summarizing the Year 7 course and some revision questions to help you focus on key points. You already have detailed learning lists in your books for each of the topics. These should be used as part of your revision. You also have a CGP Study book that you were given at the beginning of Year 7. There will be three separate papers for Biology, Chemistry and Physics. Each paper will have scholarship style questions worth 25 marks. You will have 40 minutes for each paper.

Biology

- Cells
- Reproduction
- Healthy living
- Variation and Classification

Chemistry

- Acids and Alkalis
- World of Matter
- Mixtures
- Atoms, Elements, Compounds and Mixtures



Physics



- Light and Sound
- Space Physics
- Energy



7PS French Revision Guide



<p>Listening (Aural) Exam: (25 marks)</p>	<p>Listen to a CD and answer questions in English. This exam will take place in class in the week <i>before</i> the school exams start.</p> 
<p>Speaking (Oral) Exam: (25 marks)</p> 	<ol style="list-style-type: none">1. Before the exam you will need to prepare a ‘speech’ (45 seconds long) about any of the following:<ul style="list-style-type: none">• Myself and my family• My home and daily routine• School• Free time activities/ last weekendYour teacher will guide you with this <i>You may take picture prompts into the exam – no words!</i> (10 marks)2. You will be asked 2 or 3 questions about the speech (5 marks)3. For 10 minutes before the exam starts you will prepare a ‘Role-Play’ about one of the following:<ul style="list-style-type: none">• Illness• Ordering food in a café• Town and directionsA Role-Play is a conversation you will have with your teacher. You are given the English phrases and have to express these in French. (10 marks) This exam will take place during lessons in the week <i>before</i> the school exams start. Preparation time: 10 minutes. Exam time 5-10 minutes

<p>Reading Exam: (25 marks)</p> 	<p>You will need to match pictures and phrases, label pictures, fill in gaps, answer true/false questions, put phrases in order. The following topics will be covered:</p> <ul style="list-style-type: none"> • Information about you • My home/bedroom • Hobbies/free time activities • Clothing • Time • Town: shops and cafés • School • Likes, dislikes, hobbies and interests • School • House and home • Weather • Your family • Food and eating out • Towns and directions
<p>Writing Exam: (25 marks)</p> 	<p>You will have to write about <u>the topics which you have covered this year</u>; House, daily routine, pocket money, clothes, free-time, last weekend (if you have done the past tense) The Reading and Writing papers take place during exam week. They each take approx 30 minutes.</p>
<p>Revision:</p>	<ol style="list-style-type: none"> 1. You will need to have your prepared speech 2. You will need vocabulary to cover the above topics Your Clic en Solo books (1 and 2 if you have one) are vital to your revision. Make sure you take them home.

Bonne Chance!! 😊

7PS Geography Revision Guide



Use your exercise books, revision sheets, oddizzi.com and mapzone to revise the following topics for your summer exam:

Ordnance Survey

- 4 and 6 figure grid references
- Direction
- Distance measurement
- Contour heights

Global Location

- Global capital cities, rivers, mountains, oceans and continents!

Tectonic Processes

- Explain why volcanoes and earthquakes happen along plate boundaries.
- Diagram to show what happens when plates move together: Destructive plate boundary.
- Why do some earthquakes / volcanoes more damage than others?
- Why do people continue to live in places where natural hazards occur?
- A case study, for example: Mt. Merapi / The Icelandic Volcano!

Weather and Climate

- Definitions of weather and climate.
- Variations in climate across the UK: Latitude, Altitude, Prevailing Winds (Gulf Stream), Sea.
- Water cycle.
- Rainfall types: Relief, Frontal and Convectional rain.
- Microclimates: Aspect, Surfaces, Physical Features, Shelter and Buildings.

Rivers and Coasts

- River Processes: Erosion, transportation and deposition.
- River features / landforms: V shaped valley, waterfalls / gorges, meanders / oxbow lakes.
- Coastal erosion: types of erosion, waves, landforms.
- Coastal Management: how do humans protect and use coasts.

Please use the revision notes that have been distributed in class.
If you have any questions please do not worry and contact Mr Hobson
at ahobson@foremarke.org.uk

Yr 7 History Revision Guide



What materials are needed?

- An email will have been sent to your parents which contains a link which takes you to a section on the school website which contains all the necessary History resources for Summer Year 7 & Year 8 History Revision.
- If you have not received such an email please contact me: kcoombs@foremarke.org.uk.
- A source analysis exercise on Slavery **or** the Battle of Trafalgar (20 marks) and one essay (30 Marks)

Revise two or three topics and in the examination choose one essay from this list:

1. The inventions in the cotton and steam industries of the Industrial Revolution.
2. Agricultural Revolution – How lives have changed?
3. The invention of the train and how it impacted society.
4. The lives and Careers of one of these leading historical figures: Lord Shaftesbury, Isambard Kingdom Brunel, Richard Arkwright, George Stephenson.
5. French Revolution.

In Year 7 the examination will last for 75 minutes

It is our hope that (unless you have missed lessons) you will not be surprised by anything that you find in front of you when you sit the examination.

How should you prepare/revise? You should be able to condense your essay knowledge in to a page and a half minimum. Remember to include names and dates.

You will need to know background knowledge for the source analysis.

If you have any questions about this examination, please do not hesitate to contact me: kcoombs@foremarke.org.uk.

7PS RS Revision Guide



In preparation for the end of year examination, you will need to revise the following topics:

The Creation Accounts (Genesis 1 & 2)

God Calls Moses

The Exodus and Passover

The Ten Commandments

David, Bathsheba and the prophet Nathan

Solomon

You will also need to revise the following from your *Jewish Experience* textbook:

Orthodox and Reformed Jews (pages 21 to 22)

Jewish Family Life (pages 23 to 27)

Life Cycle: Birth to Bar Mitzvah (pages 31 to 33)

Life Cycle: Marriage and Death (pages 34 to 36)

Festivals: The Seasonal Cycle (pages 39 to 43)

In order to show off your evaluative and critical think skills you should also refresh yourself of the following:

Gender inequality in the Bible

Creation vs science

The sanctity of life

The 6 aims of punishment

Please make use of the (more detailed) revision guide which you have been issued with.

Yr 7 Classics Revision Guide



Latin - 7PS

You will need to revise everything you have covered so far - that is, all the vocabulary and grammar to the end of Book II chapter 3.

Look at all the tables of verbs, nouns and prepositions which you have been given.

You will also need to bear in mind the following advice:

Vocabularies: All vocabularies in Book I and Book II chapters 1, 2 and 3. In revising your vocabulary please ensure that you know the **Principal Parts** of the verbs, and the **Declensions** of the nouns.

Verbs: Tense endings! I, You (sg.), He/She/It, We, You (pl.), They.

Nouns: Revise all your model nouns - see the tables in your books. The Genitive will tell you how to 'decline' the noun, whether like *mēnsa*, *annus*, *bellum*, etc..

Prepositions: Revise all the prepositions on the sheet you have been given, their meanings and the cases they govern. ('Govern' means that the nouns to which the prepositions refer go into a particular case - either the Accusative case or the Ablative case.)

Be careful of *in*. This preposition 'governs' two cases, depending on how you want to translate it:

in + Accusative = into, on to (note 'on to' are two words)
in + Ablative = in, on

So, *in villam* = into the villa (villa = country house)
but *in villā* = in the villa

Please remember the 'Five Golden Rules of Translation'

1. Read the sentence very carefully.
2. Look at the verb - this will tell you who is doing what and when they are doing it.
3. Look for a noun in the Nominative case - whether singular or plural (depending on whether the verb is singular or plural).
4. Look for a noun in the Accusative case - it could be either singular or plural.
5. Read your translation very carefully and see if it makes sense!

7PS Revision Guide for Mums and Dads



Exam times are NOT times when we want you or your children to get upset or worried. We feel we have a very good idea of how they should do and together, your job and ours, is to get them to do as well as they can so that they feel pleased with their efforts and results.

How do we do this together?

The first thing is to ensure they are **HAPPY!**

For us, this means making sure they know **what** to revise and **how** to revise.

For you, this may well mean not getting anxious yourselves! It can be a difficult time for parents but children are wonderful at doing their best and we can never ask for more than that. So, giving them a chocolate biscuit and a drink when they get in and not pushing them into hours of revision are important steps in the right direction. If the children feel comfortable that 'all is well', they often perform brilliantly – just what we want.

Much of the revision for the topics for exams will be covered in class and the normal prep time. As a Year 7 pupil, they will now need to start to supplement this with some independent revision, but this should be kept to sensible timings.

The children, as you can see from the timetable, will take a full set of exams in the academic subjects.


How does Year 7 differ from other exams?

The children are likely to begin to see Common Entrance/Academic Scholarship-**style** exams. Although the content may be at a less advanced level, it is important that the children begin to tackle work in such a way that gives them confidence as they look towards the challenges of Year 8.

For us as teachers, we can begin to bring the ideas of the last year into line with the demands of CE/Scholarship and so be even better informed about your children.

If anything is unclear, please do ask the Form tutor, Mr Clarkson (Head of Y7) or Miss Bushby (Assistant Head - Academic). All are easily contacted via school.

7PS Exam Timetable



Time	Friday 8th June 2018
13.10 - 14.10	LUNCH
14.10 - 14.20	Registration in Sports Hall
14.20 - 15.55	ENGLISH 1
	75 mins + 18 mins
To 16.00	Revision/Reading

Time	Monday 11th June 2018
08.25 - 08.35	Registration in Tutor Groups
08.45 - 10.00	GEOGRAPHY
	(60 mins + 15 mins)
10.00 - 10.20	Biology Revision
10.20 - 10.50	BREAK
10.55 - 12.10	FRENCH
	(60 minutes + 15 minutes)
12.20 - 13.10	BIOLOGY
	(40 minutes + 10 minutes)
13.10 - 14.10	LUNCH
14.10 - 14.20	Registration in Sports Hall
14.20 - 15.55	HISTORY
	(75 mins + 18 minutes)

Time	Tuesday 12th June 2018
08.25 - 08.35	Registration in Tutor Groups
08.45 - 09.40	ENGLISH 2
	(45 minutes + 10 minutes)
9.40 - 10.20	Revision/Reading
	(25 minutes)
10.20 - 10.50	BREAK
10.55 - 11.55	RS
	(45 minutes + 15 minutes)
12.05 - 12.55	CHEMISTRY
	(40 minutes + 10 minutes)
13.10 - 14.10	LUNCH
14.10 - 14.20	Registration in Sports Hall
14.20 - 15.35	MATHS 1
	(60 minutes + 15 minutes)
15.40 - 16.00	Physics Revision

Time	Wednesday 13th June 2018
08.25 - 08.35	Registration in Tutor Groups
08.45 - 10.00	MATHS 2
	(60 minutes + 15 minutes)
10.05 - 10.20	Latin/Physics Revision
10.20 - 10.50	BREAK
10.55 - 11.45	PHYSICS
	(40 minutes + 10 minutes)
11.55 - 13.10	LATIN
	(60 minutes + 15 minutes)

** Maths Mental Arithmetic exam will take place during normal lesson time on Saturday 9th June.

** French speaking exams will take place during lesson times in Week 7.